

Ⅲ. 財 政

| | | |
|----------------------|-------|----|
| 1. 令和6年度一般会計当初予算額 | ----- | 13 |
| 2. 令和6年度一般会計当初予算額構成比 | --- | 14 |
| 3. 令和5年度一般会計の決算状況 | ----- | 15 |
| 4. 令和5年度一般会計決算の構成 | ----- | 16 |
| 5. 市税の年度別決算状況 | ----- | 17 |
| 6. 令和5年度市税徴収成績表 | ----- | 22 |
| 7. 令和5年度市税収入の構成 | ----- | 24 |
| 8. 歳入総額に占める市税の構成比 | ----- | 24 |
| 9. 市税収入額の税目別構成比 | ----- | 25 |
| 10. 市税収入額の伸長指数 | ----- | 26 |
| 11. 市民の市税負担額調 | ----- | 27 |
| 12. 市税負担額の伸長指数 | ----- | 28 |
| 13. 徴収経費調 | ----- | 29 |

1. 令和6年度一般会計当初予算額

(単位：千円・%)

●歳入

●歳出

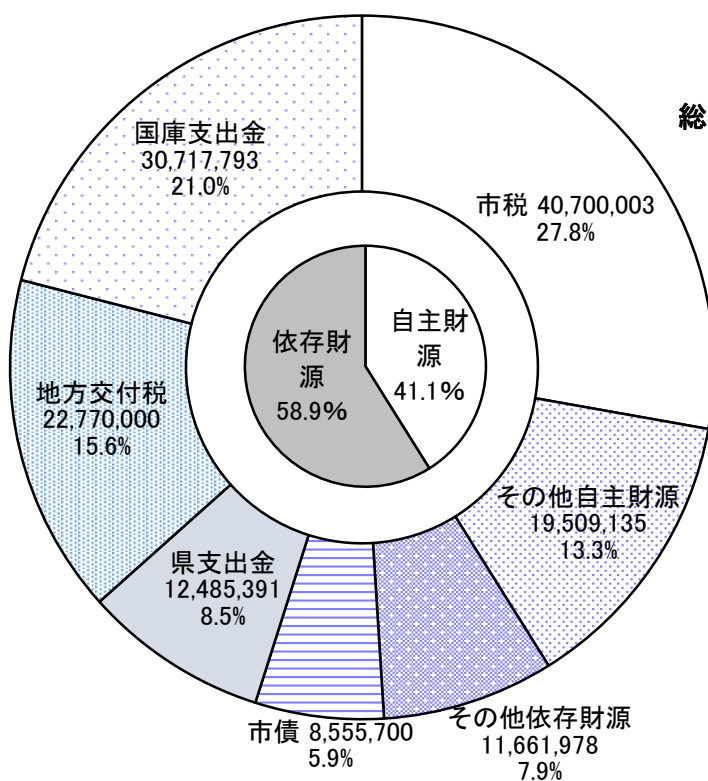
| 区 分 | 予算額 | 構成比 | 前年比 | 区 分 | 予算額 | 構成比 | 前年比 |
|--------------------------|-------------|-------|-------|----------|-------------|-------|-------|
| 1 市税 | 40,700,003 | 27.8 | 97.7 | 1 議会費 | 641,953 | 0.4 | 100.3 |
| 2 地方譲与税 | 931,978 | 0.6 | 109.1 | 2 総務費 | 13,894,408 | 9.5 | 102.2 |
| 3 利子割交付金 | 13,000 | 0.0 | 72.2 | 3 民生費 | 68,626,773 | 46.9 | 103.8 |
| 4 配当割交付金 | 182,000 | 0.1 | 44.7 | 4 衛生費 | 9,816,908 | 6.7 | 84.8 |
| 5 株式等譲渡所得割交付金 | 163,000 | 0.1 | 91.6 | 5 労働費 | 260,143 | 0.2 | 105.4 |
| 6 法人事業税交付金 | 781,000 | 0.5 | 99.0 | 6 農林水産業費 | 3,932,742 | 2.7 | 95.6 |
| 7 地方消費税交付金 | 7,533,000 | 5.2 | 95.1 | 7 商工費 | 6,332,870 | 4.3 | 90.3 |
| 8 ゴルフ場利用税交付金 | 8,000 | 0.0 | 100.0 | 8 土木費 | 11,852,680 | 8.1 | 110.2 |
| 9 環境性能割交付金 | 214,000 | 0.2 | 227.7 | 9 消防費 | 3,157,934 | 2.2 | 95.7 |
| 10 国有提供施設等所在 市町村助成交付金 | 116,000 | 0.1 | 100.0 | 10 教育費 | 14,606,955 | 10.0 | 105.3 |
| 11 地方特例交付金 | 1,665,000 | 1.1 | 518.7 | 11 災害復旧費 | 66,606 | 0.0 | 激増 |
| 12 地方交付税 | 22,770,000 | 15.6 | 100.5 | 12 公債費 | 12,696,921 | 8.7 | 97.0 |
| 13 交通安全対策特別交付金 | 55,000 | 0.0 | 91.7 | 13 諸支出金 | 13,107 | 0.0 | 100.0 |
| 14 分担金及び負担金 | 769,617 | 0.5 | 102.1 | 14 予備費 | 500,000 | 0.3 | 100.0 |
| 15 使用料及び手数料 | 2,464,066 | 1.7 | 98.9 | | | | |
| 16 国庫支出金 | 30,717,793 | 21.0 | 103.6 | | | | |
| 17 県支出金 | 12,485,391 | 8.5 | 101.3 | | | | |
| 18 財産収入 | 488,229 | 0.3 | 133.4 | | | | |
| 19 寄附金 | 2,051,151 | 1.4 | 83.7 | | | | |
| 20 繰入金 | 7,224,963 | 4.9 | 107.7 | | | | |
| 21 繰越金 | 700,000 | 0.5 | 233.3 | | | | |
| 22 諸収入 | 5,811,109 | 4.0 | 88.4 | | | | |
| 23 市債 | 8,555,700 | 5.9 | 104.8 | | | | |
| 合 計 | 146,400,000 | 100.0 | 101.1 | 合 計 | 146,400,000 | 100.0 | 101.1 |

2. 令和6年度一般会計当初予算額構成比

(単位：千円)

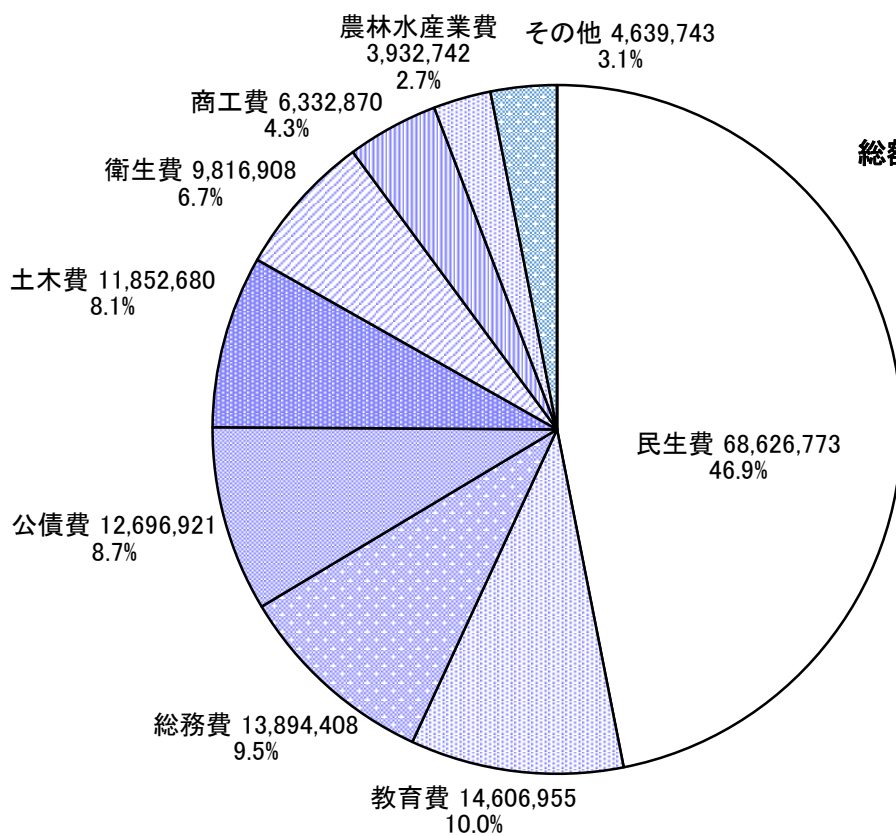
歳入

総額 146,400,000



歳出

総額 146,400,000



3.令和5年度一般会計の決算状況

(単位：千円・%)

●歳入

●歳出

| 区 分 | 決算額 | 構成比 | 前年比 | 区 分 | 決算額 | 構成比 | 前年比 |
|--------------------------|-------------|-------|-------|----------|-------------|-------|-------|
| 1 市税 | 43,039,026 | 28.6 | 100.6 | 1 議会費 | 597,913 | 0.4 | 99.9 |
| 2 地方譲与税 | 879,870 | 0.6 | 101.1 | 2 総務費 | 13,148,669 | 8.8 | 92.4 |
| 3 利子割交付金 | 10,252 | 0.0 | 91.1 | 3 民生費 | 71,229,388 | 47.6 | 106.4 |
| 4 配当割交付金 | 211,396 | 0.1 | 116.5 | 4 衛生費 | 10,815,753 | 7.2 | 82.1 |
| 株式等譲渡所得割 5 交付金 | 261,893 | 0.2 | 173.7 | 5 労働費 | 225,121 | 0.2 | 94.7 |
| 6 法人事業税交付金 | 748,426 | 0.5 | 108.2 | 6 農林水産業費 | 4,846,839 | 3.2 | 120.1 |
| 7 地方消費税交付金 | 7,365,520 | 4.9 | 99.0 | 7 商工費 | 6,227,294 | 4.2 | 92.9 |
| 8 ゴルフ場利用税交付金 | 6,474 | 0.0 | 91.4 | 8 土木費 | 11,598,572 | 7.8 | 118.5 |
| 9 環境性能割交付金 | 162,708 | 0.1 | 128.2 | 9 消防費 | 3,204,256 | 2.1 | 98.4 |
| 国有提供施設等所在 10 市町村助成交付金 | 114,563 | 0.1 | 100.9 | 10 教育費 | 13,113,650 | 8.8 | 102.3 |
| 11 地方特例交付金 | 339,702 | 0.2 | 98.2 | 11 災害復旧費 | 1,557,120 | 1.0 | 激増 |
| 12 地方交付税 | 23,620,100 | 15.7 | 103.3 | 12 公債費 | 13,005,838 | 8.7 | 96.7 |
| 交通安全対策 13 特別交付金 | 44,685 | 0.0 | 87.8 | 13 諸支出金 | 64 | 0.0 | 64.0 |
| 14 分担金及び負担金 | 775,617 | 0.5 | 103.6 | 14 予備費 | 0 | 0.0 | — |
| 15 使用料及び手数料 | 2,449,885 | 1.6 | 100.4 | | | | |
| 16 国庫支出金 | 36,391,813 | 24.1 | 97.9 | | | | |
| 17 県支出金 | 12,763,442 | 8.5 | 103.8 | | | | |
| 18 財産収入 | 296,005 | 0.2 | 59.3 | | | | |
| 19 寄附金 | 1,833,002 | 1.2 | 82.0 | | | | |
| 20 繰入金 | 3,280,102 | 2.2 | 240.7 | | | | |
| 21 繰越金 | 1,266,758 | 0.8 | 109.9 | | | | |
| 22 諸収入 | 6,311,569 | 4.2 | 102.8 | | | | |
| 23 市債 | 8,541,926 | 5.7 | 123.6 | | | | |
| 合 計 | 150,714,734 | 100.0 | 102.8 | 合 計 | 149,570,477 | 100.0 | 102.9 |

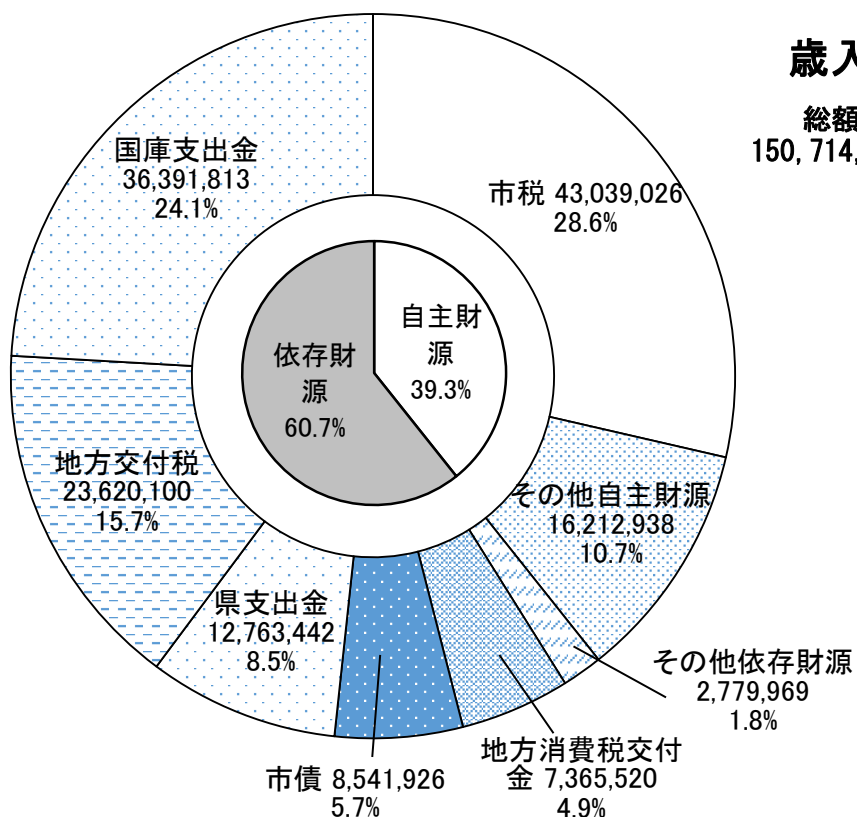
●表中、構成比については表示単位未満の数値を四捨五入したため区分毎の計と合わない場合がある。

4. 令和5年度一般会計決算の構成

(単位：千円)

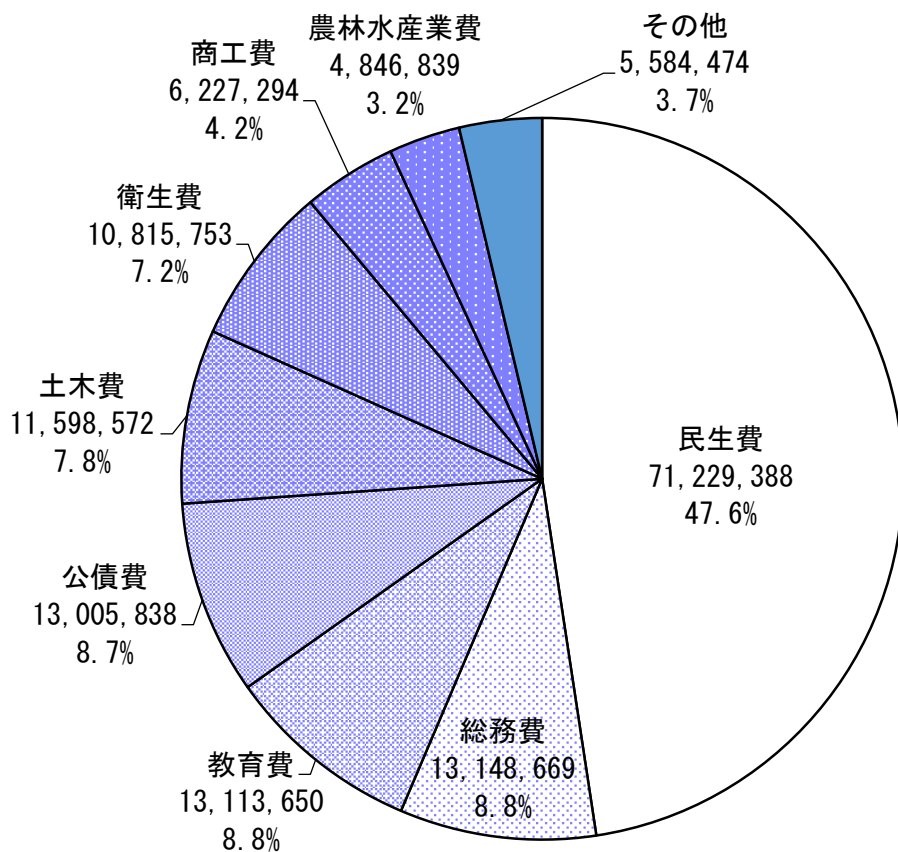
歳入

総額
150,714,734



歳出

総額
149,570,477



●構成比については表示単位未満の数値を四捨五入したため区分毎の計と合わない場合がある。

5. 市税の年度別決算状況

令和元年度

(単位：円・%)

| | 予 算 | 調 定 | | 収 入 | | 収納率 |
|---------|----------------|----------------|-------|----------------|-------|-------|
| | | | 前年比 | | 前年比 | |
| 総計 | 41,725,003,000 | 42,985,511,010 | 98.4 | 41,896,255,008 | 98.4 | 97.5 |
| 現年分 | 41,487,001,000 | 41,945,553,514 | 98.5 | 41,581,674,391 | 98.5 | 99.1 |
| 滞繰分 | 238,002,000 | 1,039,957,496 | 92.7 | 314,580,617 | 91.9 | 30.2 |
| 市民税 | 18,841,000,000 | 19,275,281,844 | 94.6 | 18,829,032,682 | 94.5 | 97.7 |
| 個人 | 15,358,000,000 | 15,857,078,909 | 101.8 | 15,433,237,983 | 101.8 | 97.3 |
| 現年分 | 15,256,000,000 | 15,470,093,229 | 102.1 | 15,294,576,225 | 102.0 | 98.9 |
| 滞繰分 | 102,000,000 | 386,985,680 | 93.0 | 138,661,758 | 89.3 | 35.8 |
| 法人 | 3,483,000,000 | 3,418,202,935 | 71.2 | 3,395,794,699 | 71.3 | 99.3 |
| 現年分 | 3,478,000,000 | 3,389,017,600 | 71.0 | 3,385,664,854 | 71.2 | 99.9 |
| 滞繰分 | 5,000,000 | 29,185,335 | 103.6 | 10,129,845 | 145.2 | 34.7 |
| 固定資産税 | 16,388,000,000 | 16,960,660,525 | 101.8 | 16,458,567,124 | 102.1 | 97.0 |
| 固定資産税 | 16,291,000,000 | 16,862,847,825 | 101.8 | 16,360,754,424 | 102.1 | 97.0 |
| 現年分 | 16,185,000,000 | 16,371,384,800 | 102.2 | 16,233,895,026 | 102.2 | 99.2 |
| 滞繰分 | 106,000,000 | 491,463,025 | 91.6 | 126,859,398 | 93.6 | 25.8 |
| 交付金 | 97,000,000 | 97,812,700 | 99.3 | 97,812,700 | 99.3 | 100.0 |
| 現年分 | 97,000,000 | 97,812,700 | 99.3 | 97,812,700 | 99.3 | 100.0 |
| 滞繰分 | 0 | 0 | — | 0 | — | 0.0 |
| 軽自動車税 | 812,000,000 | 872,269,641 | 103.2 | 822,472,731 | 103.7 | 94.3 |
| 軽自動車税 | 800,000,000 | 864,882,741 | 102.3 | 815,085,831 | 102.7 | 94.2 |
| 現年分 | 792,000,000 | 817,747,400 | 103.0 | 800,017,299 | 103.4 | 97.8 |
| 滞繰分 | 8,000,000 | 47,135,341 | 91.3 | 15,068,532 | 78.2 | 32.0 |
| 環境性能割 | 12,000,000 | 7,386,900 | 皆増 | 7,386,900 | 皆増 | 100.0 |
| 市たばこ税 | 2,000,001,000 | 2,080,243,155 | 101.2 | 2,080,243,155 | 101.2 | 100.0 |
| 現年分 | 2,000,000,000 | 2,080,243,155 | 101.2 | 2,080,243,155 | 101.2 | 100.0 |
| 滞繰分 | 1,000 | 0 | — | 0 | — | 0.0 |
| 特別土地保有税 | 1,000 | 0 | — | 0 | — | 0.0 |
| 現年分 | 1,000 | 0 | — | 0 | — | 0.0 |
| 滞繰分 | 0 | 0 | — | 0 | — | 0.0 |
| 入湯税 | 2,001,000 | 2,994,630 | 128.4 | 2,994,630 | 128.4 | 100.0 |
| 現年分 | 2,000,000 | 2,994,630 | 128.4 | 2,994,630 | 128.4 | 100.0 |
| 滞繰分 | 1,000 | 0 | — | 0 | — | 0.0 |
| 事業所税 | 1,166,000,000 | 1,178,987,600 | 99.1 | 1,166,140,700 | 98.8 | 98.9 |
| 現年分 | 1,165,000,000 | 1,170,002,900 | 98.9 | 1,161,949,700 | 98.8 | 99.3 |
| 滞繰分 | 1,000,000 | 8,984,700 | 138.6 | 4,191,000 | 102.3 | 46.6 |
| 都市計画税 | 2,516,000,000 | 2,615,073,615 | 101.5 | 2,536,803,986 | 101.8 | 97.0 |
| 現年分 | 2,500,000,000 | 2,538,870,200 | 101.9 | 2,517,133,902 | 101.9 | 99.1 |
| 滞繰分 | 16,000,000 | 76,203,415 | 91.3 | 19,670,084 | 93.3 | 25.8 |

令和2年度

(単位：円・%)

| | 予 算 | 調 定 | | 収 入 | | 収納率 |
|---------|----------------|----------------|-------|----------------|-------|-------|
| | | | 前年比 | | 前年比 | |
| 総計 | 39,020,003,000 | 42,779,349,685 | 99.5 | 41,504,303,658 | 99.1 | 97.0 |
| 現年分 | 38,782,001,000 | 41,767,172,496 | 99.6 | 41,192,455,109 | 99.1 | 98.6 |
| 滞繰分 | 238,002,000 | 1,012,177,189 | 97.3 | 311,848,549 | 99.1 | 30.8 |
| 市民税 | 16,896,000,000 | 18,876,501,288 | 97.9 | 18,434,616,263 | 97.9 | 97.7 |
| 個人 | 14,784,000,000 | 16,129,499,437 | 101.7 | 15,729,316,731 | 101.9 | 97.5 |
| 現年分 | 14,682,000,000 | 15,729,590,704 | 101.7 | 15,582,458,067 | 101.9 | 99.1 |
| 滞繰分 | 102,000,000 | 399,908,733 | 103.3 | 146,858,664 | 105.9 | 36.7 |
| 法人 | 2,112,000,000 | 2,747,001,851 | 80.4 | 2,705,299,532 | 79.7 | 98.5 |
| 現年分 | 2,107,000,000 | 2,720,685,700 | 80.3 | 2,697,654,254 | 79.7 | 99.2 |
| 滞繰分 | 5,000,000 | 26,316,151 | 90.2 | 7,645,278 | 75.5 | 29.1 |
| 固定資産税 | 16,486,000,000 | 17,158,863,541 | 101.2 | 16,498,526,915 | 100.2 | 96.2 |
| 固定資産税 | 16,387,000,000 | 17,059,802,041 | 101.2 | 16,399,465,415 | 100.2 | 96.1 |
| 現年分 | 16,281,000,000 | 16,601,984,100 | 101.4 | 16,278,001,095 | 100.3 | 98.0 |
| 滞繰分 | 106,000,000 | 457,817,941 | 93.2 | 121,464,320 | 95.7 | 26.5 |
| 交付金 | 99,000,000 | 99,061,500 | 101.3 | 99,061,500 | 101.3 | 100.0 |
| 現年分 | 99,000,000 | 99,061,500 | 101.3 | 99,061,500 | 101.3 | 100.0 |
| 滞繰分 | 0 | 0 | — | 0 | — | 0.0 |
| 軽自動車税 | 55,000,000 | 913,119,259 | 104.7 | 866,708,801 | 105.4 | 94.9 |
| 環境性能割 | 18,000,000 | 25,794,500 | 349.2 | 25,794,500 | 349.2 | 100.0 |
| 種別割 | 37,000,000 | 887,324,759 | 102.6 | 840,914,301 | 103.2 | 94.8 |
| 現年分 | 29,000,000 | 842,901,100 | 103.1 | 827,694,789 | 103.5 | 98.2 |
| 滞繰分 | 8,000,000 | 44,423,659 | 94.2 | 13,219,512 | 87.7 | 29.8 |
| 市たばこ税 | 2,000,001,000 | 2,002,859,492 | 96.3 | 2,002,859,492 | 96.3 | 100.0 |
| 現年分 | 2,000,000,000 | 2,002,859,492 | 96.3 | 2,002,859,492 | 96.3 | 100.0 |
| 滞繰分 | 1,000 | 0 | — | 0 | — | 0.0 |
| 特別土地保有税 | 1,000 | 0 | — | 0 | — | 0.0 |
| 現年分 | 1,000 | 0 | — | 0 | — | 0.0 |
| 滞繰分 | 0 | 0 | — | 0 | — | 0.0 |
| 入湯税 | 2,001,000 | 1,658,100 | 55.4 | 1,658,100 | 55.4 | 100.0 |
| 現年分 | 2,000,000 | 1,658,100 | 55.4 | 1,658,100 | 55.4 | 100.0 |
| 滞繰分 | 1,000 | 0 | — | 0 | — | 0.0 |
| 事業所税 | 1,060,000,000 | 1,185,531,200 | 100.6 | 1,161,526,500 | 99.6 | 98.0 |
| 現年分 | 1,059,000,000 | 1,172,684,300 | 100.2 | 1,157,666,700 | 99.6 | 98.7 |
| 滞繰分 | 1,000,000 | 12,846,900 | 143.0 | 3,859,800 | 92.1 | 30.0 |
| 都市計画税 | 2,521,000,000 | 2,640,816,805 | 101.0 | 2,538,407,587 | 100.1 | 96.1 |
| 現年分 | 2,505,000,000 | 2,569,953,000 | 101.2 | 2,519,606,612 | 100.1 | 98.0 |
| 滞繰分 | 16,000,000 | 70,863,805 | 93.0 | 18,800,975 | 95.6 | 26.5 |

令和3年度

(単位：円・%)

| | 予 算 | 調 定 | | 収 入 | | 収納率 |
|---------|----------------|----------------|-------|----------------|-------|-------|
| | | | 前年比 | | 前年比 | |
| 総計 | 39,149,003,000 | 42,224,099,265 | 98.7 | 41,234,046,964 | 99.3 | 97.7 |
| 現年分 | 38,882,601,000 | 41,005,052,278 | 98.2 | 40,694,725,835 | 98.8 | 99.2 |
| 滞繰分 | 266,402,000 | 1,219,046,987 | 120.4 | 539,321,129 | 172.9 | 44.2 |
| 市民税 | 16,889,400,000 | 18,584,800,484 | 98.5 | 18,147,535,221 | 98.4 | 97.6 |
| 個人 | 14,750,000,000 | 15,772,646,075 | 97.8 | 15,398,063,728 | 97.9 | 97.6 |
| 現年分 | 14,635,000,000 | 15,393,415,208 | 97.9 | 15,271,871,061 | 98.0 | 99.2 |
| 滞繰分 | 115,000,000 | 379,230,867 | 94.8 | 126,192,667 | 85.9 | 33.3 |
| 法人 | 2,139,400,000 | 2,812,154,409 | 102.4 | 2,749,471,493 | 101.6 | 97.8 |
| 現年分 | 2,135,000,000 | 2,777,271,500 | 102.1 | 2,733,913,200 | 101.3 | 98.4 |
| 滞繰分 | 4,400,000 | 34,882,909 | 132.6 | 15,558,293 | 203.5 | 44.6 |
| 固定資産税 | 15,872,000,000 | 16,815,398,833 | 98.0 | 16,389,829,882 | 99.3 | 97.5 |
| 固定資産税 | 15,773,000,000 | 16,715,806,733 | 98.0 | 16,290,237,782 | 99.3 | 97.5 |
| 現年分 | 15,653,000,000 | 16,076,268,100 | 96.8 | 15,969,047,779 | 98.1 | 99.3 |
| 滞繰分 | 120,000,000 | 639,538,633 | 139.7 | 321,190,003 | 264.4 | 50.2 |
| 交付金 | 99,000,000 | 99,592,100 | 100.5 | 99,592,100 | 100.5 | 100.0 |
| 現年分 | 99,000,000 | 99,592,100 | 100.5 | 99,592,100 | 100.5 | 100.0 |
| 滞繰分 | 0 | 0 | — | 0 | — | 0.0 |
| 軽自動車税 | 866,000,000 | 937,715,789 | 102.7 | 893,537,628 | 103.1 | 95.3 |
| 環境性能割 | 27,000,000 | 27,842,500 | 107.9 | 27,842,500 | 107.9 | 100.0 |
| 種別割 | 839,000,000 | 909,873,289 | 102.5 | 865,695,128 | 102.9 | 95.1 |
| 現年分 | 830,000,000 | 868,145,100 | 103.0 | 854,100,377 | 103.2 | 98.4 |
| 滞繰分 | 9,000,000 | 41,728,189 | 93.9 | 11,594,751 | 87.7 | 27.8 |
| 市たばこ税 | 2,000,001,000 | 2,101,004,530 | 104.9 | 2,101,004,530 | 104.9 | 100.0 |
| 現年分 | 2,000,000,000 | 2,101,004,530 | 104.9 | 2,101,004,530 | 104.9 | 100.0 |
| 滞繰分 | 1,000 | 0 | — | 0 | — | 0.0 |
| 特別土地保有税 | 1,000 | 0 | — | 0 | — | 0.0 |
| 現年分 | 1,000 | 0 | — | 0 | — | 0.0 |
| 滞繰分 | 0 | 0 | — | 0 | — | 0.0 |
| 入湯税 | 1,601,000 | 1,079,340 | 65.1 | 1,079,340 | 65.1 | 100.0 |
| 現年分 | 1,600,000 | 1,079,340 | 65.1 | 1,079,340 | 65.1 | 100.0 |
| 滞繰分 | 1,000 | 0 | — | 0 | — | 0.0 |
| 事業所税 | 1,091,000,000 | 1,179,125,500 | 99.5 | 1,162,491,880 | 100.1 | 98.6 |
| 現年分 | 1,090,000,000 | 1,155,120,800 | 98.5 | 1,147,758,700 | 99.1 | 99.4 |
| 滞繰分 | 1,000,000 | 24,004,700 | 186.9 | 14,733,180 | 381.7 | 61.4 |
| 都市計画税 | 2,429,000,000 | 2,604,974,789 | 98.6 | 2,538,568,483 | 100.0 | 97.5 |
| 現年分 | 2,412,000,000 | 2,505,313,100 | 97.5 | 2,488,516,248 | 98.8 | 99.3 |
| 滞繰分 | 17,000,000 | 99,661,689 | 140.6 | 50,052,235 | 266.2 | 50.2 |

令和4年度

(単位：円・%)

| | 予 算 | 調 定 | | 収 入 | | 収納率 |
|---------|----------------|----------------|-------|----------------|-------|-------|
| | | | 前年比 | | 前年比 | |
| 総計 | 41,522,003,000 | 43,766,220,209 | 103.7 | 42,776,652,362 | 103.7 | 97.7 |
| 現年分 | 41,319,001,000 | 42,838,748,330 | 104.5 | 42,507,005,495 | 104.5 | 99.2 |
| 滞繰分 | 203,002,000 | 927,471,879 | 76.1 | 269,646,867 | 50.0 | 29.1 |
| 市民税 | 17,990,200,000 | 19,130,761,752 | 102.9 | 18,661,520,311 | 102.8 | 97.5 |
| 個人 | 15,370,200,000 | 16,353,718,972 | 103.7 | 15,947,541,564 | 103.6 | 97.5 |
| 現年分 | 15,292,200,000 | 15,992,099,105 | 103.9 | 15,827,021,692 | 103.6 | 99.0 |
| 滞繰分 | 78,000,000 | 361,619,867 | 95.4 | 120,519,872 | 95.5 | 33.3 |
| 法人 | 2,620,000,000 | 2,777,042,780 | 98.8 | 2,713,978,747 | 98.7 | 97.7 |
| 現年分 | 2,615,000,000 | 2,715,964,200 | 97.8 | 2,710,059,700 | 99.1 | 99.8 |
| 滞繰分 | 5,000,000 | 61,078,580 | 175.1 | 3,919,047 | 25.2 | 6.4 |
| 固定資産税 | 16,788,000,000 | 17,519,990,723 | 104.2 | 17,121,680,824 | 104.5 | 97.7 |
| 固定資産税 | 16,693,000,000 | 17,424,446,023 | 104.2 | 17,026,136,124 | 104.5 | 97.7 |
| 現年分 | 16,598,000,000 | 17,033,971,800 | 106.0 | 16,914,915,709 | 105.9 | 99.3 |
| 滞繰分 | 95,000,000 | 390,474,223 | 61.1 | 111,220,415 | 34.6 | 28.5 |
| 交付金 | 95,000,000 | 95,544,700 | 95.9 | 95,544,700 | 95.9 | 100.0 |
| 現年分 | 95,000,000 | 95,544,700 | 95.9 | 95,544,700 | 95.9 | 100.0 |
| 滞繰分 | 0 | 0 | — | 0 | — | 0.0 |
| 軽自動車税 | 922,000,000 | 982,209,774 | 104.7 | 936,970,040 | 104.9 | 95.4 |
| 環境性能割 | 50,000,000 | 42,507,000 | 152.7 | 42,507,000 | 152.7 | 100.0 |
| 種別割 | 872,000,000 | 939,702,774 | 103.3 | 894,463,040 | 103.3 | 95.2 |
| 現年分 | 863,000,000 | 899,136,200 | 103.6 | 884,394,936 | 103.5 | 98.4 |
| 滞繰分 | 9,000,000 | 40,566,574 | 97.2 | 10,068,104 | 86.8 | 24.8 |
| 市たばこ税 | 2,076,001,000 | 2,231,940,275 | 106.2 | 2,231,940,275 | 106.2 | 100.0 |
| 現年分 | 2,076,000,000 | 2,231,940,275 | 106.2 | 2,231,940,275 | 106.2 | 100.0 |
| 滞繰分 | 1,000 | 0 | — | 0 | — | 0.0 |
| 特別土地保有税 | 1,000 | 0 | — | 0 | — | 0.0 |
| 現年分 | 1,000 | 0 | — | 0 | — | 0.0 |
| 滞繰分 | 0 | 0 | — | 0 | — | 0.0 |
| 入湯税 | 801,000 | 1,685,550 | 156.2 | 1,685,550 | 156.2 | 100.0 |
| 現年分 | 800,000 | 1,685,550 | 156.2 | 1,685,550 | 156.2 | 100.0 |
| 滞繰分 | 1,000 | 0 | — | 0 | — | 0.0 |
| 事業所税 | 1,185,000,000 | 1,226,063,120 | 104.0 | 1,210,694,220 | 104.1 | 98.7 |
| 現年分 | 1,184,000,000 | 1,212,237,300 | 104.9 | 1,203,838,300 | 104.9 | 99.3 |
| 滞繰分 | 1,000,000 | 13,825,820 | 57.6 | 6,855,920 | 46.5 | 49.6 |
| 都市計画税 | 2,560,000,000 | 2,673,569,015 | 102.6 | 2,612,161,142 | 102.9 | 97.7 |
| 現年分 | 2,545,000,000 | 2,613,662,200 | 104.3 | 2,595,097,633 | 104.3 | 99.3 |
| 滞繰分 | 15,000,000 | 59,906,815 | 60.1 | 17,063,509 | 34.1 | 28.5 |

令和5年度

(単位：円・%)

| | 予 算 | 調 定 | | 収 入 | | 収納率 |
|---------|----------------|----------------|-------|----------------|-------|-------|
| | | | 前年比 | | 前年比 | |
| 総計 | 41,660,003,000 | 44,046,839,903 | 100.6 | 43,039,025,690 | 100.6 | 97.7 |
| 現年分 | 41,457,001,000 | 43,133,613,937 | 100.7 | 42,801,040,900 | 100.7 | 99.2 |
| 滞繰分 | 203,002,000 | 913,225,966 | 98.5 | 237,984,790 | 88.3 | 26.1 |
| 市民税 | 18,197,000,000 | 19,247,281,100 | 100.6 | 18,778,563,032 | 100.6 | 97.6 |
| 個人 | 15,389,000,000 | 16,456,090,646 | 100.6 | 16,039,515,215 | 100.6 | 97.5 |
| 現年分 | 15,303,000,000 | 16,074,640,454 | 100.5 | 15,918,334,343 | 100.6 | 99.0 |
| 滞繰分 | 86,000,000 | 381,450,192 | 105.5 | 121,180,872 | 100.5 | 31.8 |
| 法人 | 2,808,000,000 | 2,791,190,454 | 100.5 | 2,739,047,817 | 100.9 | 98.1 |
| 現年分 | 2,804,000,000 | 2,746,498,100 | 101.1 | 2,734,827,292 | 100.9 | 99.6 |
| 滞繰分 | 4,000,000 | 44,692,354 | 73.2 | 4,220,525 | 107.7 | 9.4 |
| 固定資産税 | 16,707,000,000 | 17,591,885,339 | 100.4 | 17,186,188,844 | 100.4 | 97.7 |
| 固定資産税 | 16,612,000,000 | 17,494,155,139 | 100.4 | 17,088,458,644 | 100.4 | 97.7 |
| 現年分 | 16,524,000,000 | 17,120,265,300 | 100.5 | 17,000,145,333 | 100.5 | 99.3 |
| 滞繰分 | 88,000,000 | 373,889,839 | 95.8 | 88,313,311 | 79.4 | 23.6 |
| 交付金 | 95,000,000 | 97,730,200 | 102.3 | 97,730,200 | 102.3 | 100.0 |
| 現年分 | 95,000,000 | 97,730,200 | 102.3 | 97,730,200 | 102.3 | 100.0 |
| 滞繰分 | 0 | 0 | — | 0 | — | 0.0 |
| 軽自動車税 | 922,000,000 | 1,005,336,276 | 102.4 | 958,160,053 | 102.3 | 95.3 |
| 環境性能割 | 43,000,000 | 40,362,000 | 95.0 | 40,362,000 | 95.0 | 100.0 |
| 種別割 | 879,000,000 | 964,974,276 | 102.7 | 917,798,053 | 102.6 | 95.1 |
| 現年分 | 870,000,000 | 925,058,600 | 102.9 | 908,768,360 | 102.8 | 98.2 |
| 滞繰分 | 9,000,000 | 39,915,676 | 98.4 | 9,029,693 | 89.7 | 22.6 |
| 市たばこ税 | 2,088,001,000 | 2,247,030,443 | 100.7 | 2,247,030,443 | 100.7 | 100.0 |
| 現年分 | 2,088,000,000 | 2,247,030,443 | 100.7 | 2,247,030,443 | 100.7 | 100.0 |
| 滞繰分 | 1,000 | 0 | — | 0 | — | 0.0 |
| 特別土地保有税 | 1,000 | 0 | — | 0 | — | 0.0 |
| 現年分 | 1,000 | 0 | — | 0 | — | 0.0 |
| 滞繰分 | 0 | 0 | — | 0 | — | 0.0 |
| 入湯税 | 1,001,000 | 3,677,940 | 218.2 | 3,677,940 | 218.2 | 100.0 |
| 現年分 | 1,000,000 | 3,677,940 | 218.2 | 3,677,940 | 218.2 | 100.0 |
| 滞繰分 | 1,000 | 0 | — | 0 | — | 0.0 |
| 事業所税 | 1,186,000,000 | 1,241,810,600 | 101.3 | 1,218,701,600 | 100.7 | 98.1 |
| 現年分 | 1,184,000,000 | 1,226,441,700 | 101.2 | 1,217,139,400 | 101.1 | 99.2 |
| 滞繰分 | 2,000,000 | 15,368,900 | 111.2 | 1,562,200 | 22.8 | 10.2 |
| 都市計画税 | 2,559,000,000 | 2,709,818,205 | 101.4 | 2,646,703,778 | 101.3 | 97.7 |
| 現年分 | 2,545,000,000 | 2,651,909,200 | 101.5 | 2,633,025,589 | 101.5 | 99.3 |
| 滞繰分 | 14,000,000 | 57,909,005 | 96.7 | 13,678,189 | 80.2 | 23.6 |

6. 令和5年度市税徴収成績表

| 税目 | 予算(千円) | 調定(A) | 収入(B) | 還付未済 | 収入未済 |
|--------------|------------|----------------|----------------|------------|---------------|
| 一般会計・市税 | 41,660,003 | 44,046,839,903 | 43,039,025,690 | 10,224,047 | 1,018,038,260 |
| 現年課税分 | 41,457,001 | 43,133,613,937 | 42,801,040,900 | 10,162,979 | 342,736,016 |
| 滞納繰越分 | 203,002 | 913,225,966 | 237,984,790 | 61,068 | 675,302,244 |
| 市民税 計 | 18,197,000 | 19,247,281,100 | 18,778,563,032 | 7,899,437 | 476,617,505 |
| 市民税(個人) | 15,389,000 | 16,456,090,646 | 16,039,515,215 | 7,899,437 | 424,474,868 |
| 現年課税分 | 15,303,000 | 16,074,640,454 | 15,918,334,343 | 7,850,079 | 164,156,190 |
| 滞納繰越分 | 86,000 | 381,450,192 | 121,180,872 | 49,358 | 260,318,678 |
| 市民税(法人) | 2,808,000 | 2,791,190,454 | 2,739,047,817 | 0 | 52,142,637 |
| 現年課税分 | 2,804,000 | 2,746,498,100 | 2,734,827,292 | 0 | 11,670,808 |
| 滞納繰越分 | 4,000 | 44,692,354 | 4,220,525 | 0 | 40,471,829 |
| 固定資産税 計 | 16,707,000 | 17,591,885,339 | 17,186,188,844 | 1,905,657 | 407,602,152 |
| 固定資産税 | 16,612,000 | 17,494,155,139 | 17,088,458,644 | 1,905,657 | 407,602,152 |
| 現年課税分 | 16,524,000 | 17,120,265,300 | 17,000,145,333 | 1,904,869 | 122,024,836 |
| 滞納繰越分 | 88,000 | 373,889,839 | 88,313,311 | 788 | 285,577,316 |
| 交付金 | 95,000 | 97,730,200 | 97,730,200 | 0 | 0 |
| 納付金 | 0 | 0 | 0 | 0 | 0 |
| 軽自動車税 計 | 922,000 | 1,005,336,276 | 958,160,053 | 92,900 | 47,269,123 |
| 軽自動車税(環境性能割) | 43,000 | 40,362,000 | 40,362,000 | 0 | 0 |
| 軽自動車税(種別割) | 879,000 | 964,974,276 | 917,798,053 | 92,900 | 47,269,123 |
| 現年課税分 | 870,000 | 925,058,600 | 908,768,360 | 82,100 | 16,372,340 |
| 滞納繰越分 | 9,000 | 39,915,676 | 9,029,693 | 10,800 | 30,896,783 |
| 市たばこ税 | 2,088,001 | 2,247,030,443 | 2,247,030,443 | 0 | 0 |
| 現年課税分 | 2,088,000 | 2,247,030,443 | 2,247,030,443 | 0 | 0 |
| 滞納繰越分 | 1 | 0 | 0 | 0 | 0 |
| 特別土地保有税 | 1 | 0 | 0 | 0 | 0 |
| 現年課税分 | 1 | 0 | 0 | 0 | 0 |
| 滞納繰越分 | 0 | 0 | 0 | 0 | 0 |
| 入湯税 | 1,001 | 3,677,940 | 3,677,940 | 0 | 0 |
| 現年課税分 | 1,000 | 3,677,940 | 3,677,940 | 0 | 0 |
| 滞納繰越分 | 1 | 0 | 0 | 0 | 0 |
| 事業所税 | 1,186,000 | 1,241,810,600 | 1,218,701,600 | 30,900 | 23,139,900 |
| 現年課税分 | 1,184,000 | 1,226,441,700 | 1,217,139,400 | 30,900 | 9,333,200 |
| 滞納繰越分 | 2,000 | 15,368,900 | 1,562,200 | 0 | 13,806,700 |
| 都市計画税 計 | 2,559,000 | 2,709,818,205 | 2,646,703,778 | 295,153 | 63,409,580 |
| 現年課税分 | 2,545,000 | 2,651,909,200 | 2,633,025,589 | 295,031 | 19,178,642 |
| 滞納繰越分 | 14,000 | 57,909,005 | 13,678,189 | 122 | 44,230,938 |
| 延滞金(一般) | 40,000 | 33,302,932 | 33,302,932 | 0 | 0 |

(備考)

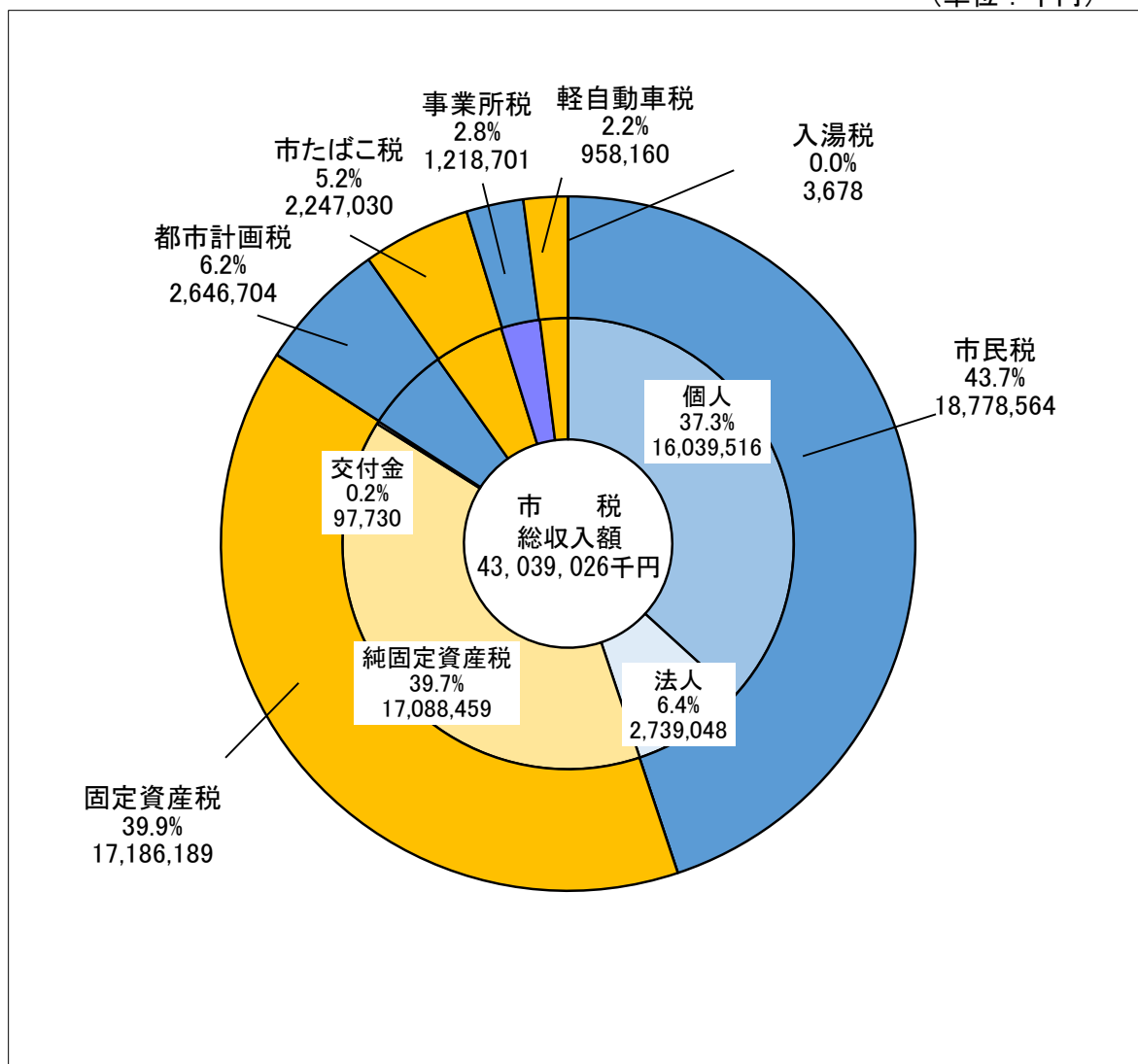
* 調定 - (収入 - 還付未済) = 収入未済

* 収入未済 - 不納欠損 = 実繰越

| 不納欠損 | 実繰越 | 執行停止 | B/A | 前年 | 前年比 |
|------------|-------------|-------------|---------|---------|---------|
| 90,709,985 | 927,328,275 | 129,945,713 | 97.71% | 97.74% | -0.03% |
| 4,154,390 | 338,581,626 | 1,441,298 | 99.23% | 99.23% | 0.00% |
| 86,555,595 | 588,746,649 | 128,504,415 | 26.06% | 29.07% | -3.01% |
| 38,845,429 | 437,772,076 | 49,769,499 | 97.56% | 97.55% | 0.01% |
| 33,843,329 | 390,631,539 | 26,161,627 | 97.47% | 97.52% | -0.05% |
| 2,993,043 | 161,163,147 | 605,998 | 99.03% | 98.97% | 0.06% |
| 30,850,286 | 229,468,392 | 25,555,629 | 31.77% | 33.33% | -1.56% |
| 5,002,100 | 47,140,537 | 23,607,872 | 98.13% | 97.73% | 0.40% |
| 0 | 11,670,808 | 0 | 99.58% | 99.78% | -0.20% |
| 5,002,100 | 35,469,729 | 23,607,872 | 9.44% | 6.42% | 3.02% |
| 40,828,221 | 366,773,931 | 67,898,615 | 97.69% | 97.73% | -0.04% |
| 40,828,221 | 366,773,931 | 67,898,615 | 97.68% | 97.71% | -0.03% |
| 906,626 | 121,118,210 | 637,728 | 99.30% | 99.30% | 0.00% |
| 39,921,595 | 245,655,721 | 67,260,887 | 23.62% | 28.48% | -4.86% |
| 0 | 0 | 0 | 100.00% | 100.00% | 0.00% |
| 0 | 0 | 0 | - | - | - |
| 4,712,756 | 42,556,367 | 1,761,291 | 95.31% | 95.39% | -0.08% |
| 0 | 0 | 0 | 100.00% | 100.00% | 0.00% |
| 4,712,756 | 42,556,367 | 1,761,291 | 95.11% | 95.19% | -0.08% |
| 114,300 | 16,258,040 | 98,800 | 98.24% | 98.36% | -0.12% |
| 4,598,456 | 26,298,327 | 1,662,491 | 22.62% | 24.82% | -2.20% |
| 0 | 0 | 0 | 100.00% | 100.00% | 0.00% |
| 0 | 0 | 0 | 100.00% | 100.00% | 0.00% |
| 0 | 0 | 0 | - | - | - |
| 0 | 0 | 0 | - | - | - |
| 0 | 0 | 0 | - | - | - |
| 0 | 0 | 0 | - | - | - |
| 0 | 0 | 0 | 100.00% | 100.00% | 0.00% |
| 0 | 0 | 0 | 100.00% | 100.00% | 0.00% |
| 0 | 0 | 0 | - | - | - |
| 0 | 23,139,900 | 0 | 98.14% | 98.75% | -0.61% |
| 0 | 9,333,200 | 0 | 99.24% | 99.31% | -0.07% |
| 0 | 13,806,700 | 0 | 10.16% | 49.59% | -39.42% |
| 6,323,579 | 57,086,001 | 10,516,308 | 97.67% | 97.70% | -0.03% |
| 140,421 | 19,038,221 | 98,772 | 99.29% | 99.29% | 0.00% |
| 6,183,158 | 38,047,780 | 10,417,536 | 23.62% | 28.48% | -4.86% |
| 0 | 0 | 0 | 100.00% | 100.00% | 0.00% |

7. 令和5年度市税収入の構成

(単位：千円)



8. 歳入総額に占める市税の構成比

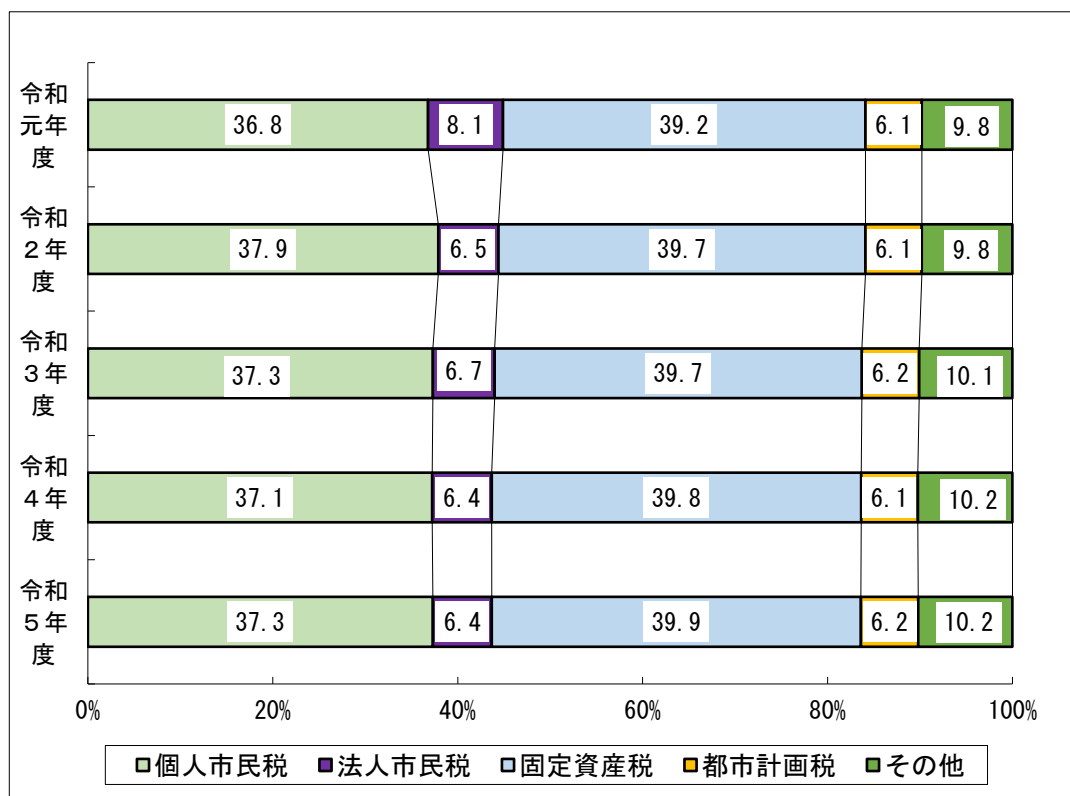
(単位：千円・%)

| | 令和元年度 | 令和2年度 | 令和3年度 | 令和4年度 | 令和5年度 |
|-----------|-------------|-------------|-------------|-------------|-------------|
| 歳入総額 (A) | 129,822,348 | 170,390,465 | 157,778,303 | 146,604,477 | 150,714,734 |
| 市税収入 (B) | 41,896,255 | 41,504,304 | 41,234,047 | 42,776,652 | 43,039,026 |
| 構成比 (B/A) | 32.27% | 24.36% | 26.13% | 29.18% | 28.56% |

9. 市税収入額の税目別構成比

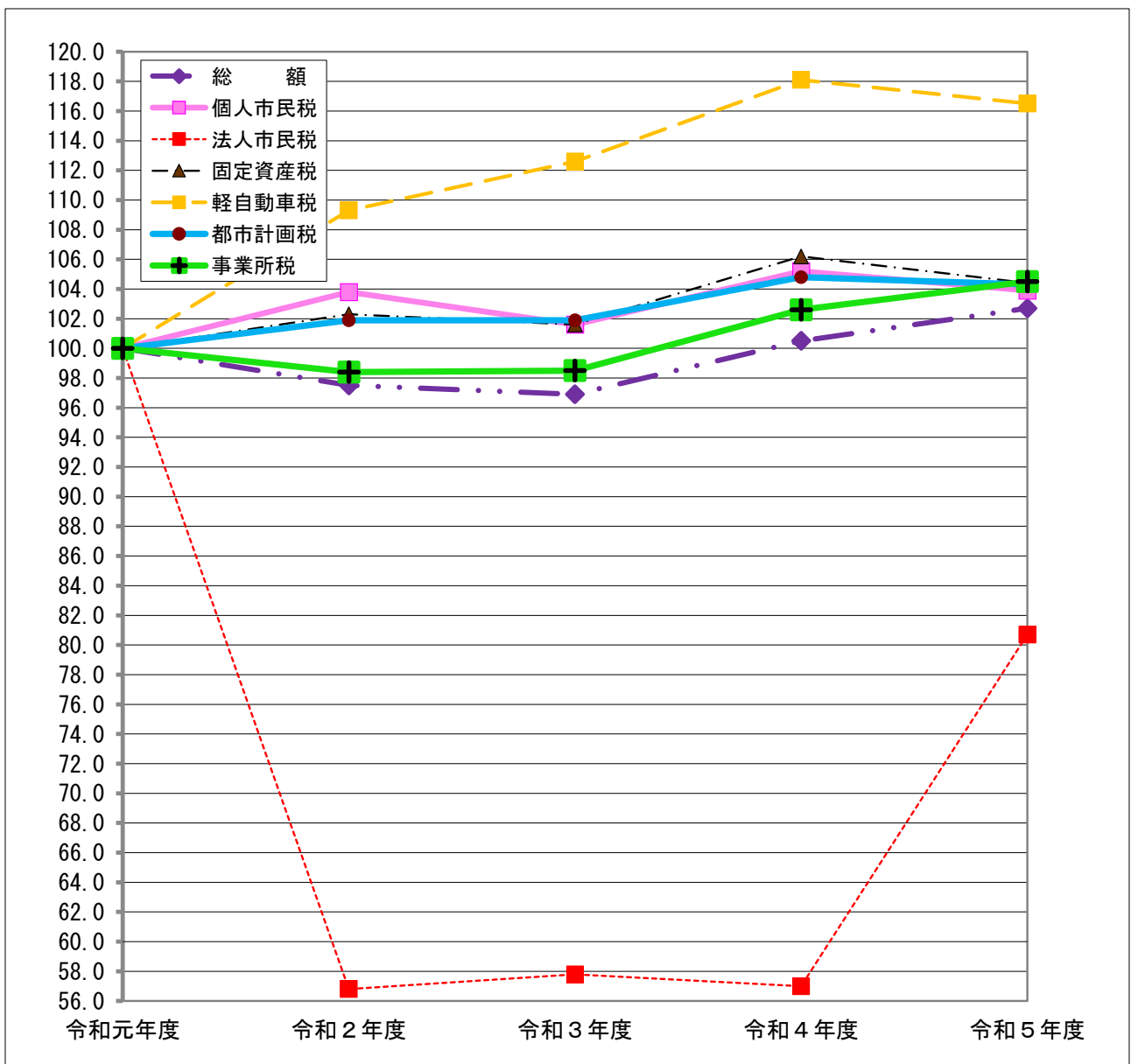
(単位：%)

| | 令和元年度 | 令和2年度 | 令和3年度 | 令和4年度 | 令和5年度 |
|---------|-------|-------|-------|-------|-------|
| 個人市民税 | 36.8 | 37.9 | 37.3 | 37.1 | 37.3 |
| 法人市民税 | 8.1 | 6.5 | 6.7 | 6.4 | 6.4 |
| 純固定資産税 | 39.0 | 39.5 | 39.5 | 39.6 | 39.7 |
| 交付金 | 0.2 | 0.2 | 0.2 | 0.2 | 0.2 |
| 軽自動車税 | 2.0 | 2.1 | 2.2 | 2.2 | 2.2 |
| 市たばこ税 | 5.0 | 4.9 | 5.1 | 5.2 | 5.2 |
| 特別土地保有税 | 0.0 | 0.0 | 0.0 | 0.0 | 0.0 |
| 入湯税 | 0.0 | 0.0 | 0.0 | 0.0 | 0.0 |
| 事業所税 | 2.8 | 2.8 | 2.8 | 2.8 | 2.8 |
| 都市計画税 | 6.1 | 6.1 | 6.2 | 6.1 | 6.2 |



10. 市税収入額の伸長指数

| | 令和元年度 | 令和2年度 | 令和3年度 | 令和4年度 | 令和5年度 |
|-------|-------|-------|-------|-------|-------|
| 総 額 | 100.0 | 97.5 | 96.9 | 100.5 | 102.7 |
| 個人市民税 | 100.0 | 103.8 | 101.6 | 105.2 | 103.9 |
| 法人市民税 | 100.0 | 56.8 | 57.8 | 57.0 | 80.7 |
| 固定資産税 | 100.0 | 102.3 | 101.6 | 106.2 | 104.4 |
| 軽自動車税 | 100.0 | 109.3 | 112.6 | 118.1 | 116.5 |
| 都市計画税 | 100.0 | 101.9 | 101.9 | 104.8 | 104.3 |
| 事業所税 | 100.0 | 98.4 | 98.5 | 102.6 | 104.5 |



11. 市民の市税負担額調

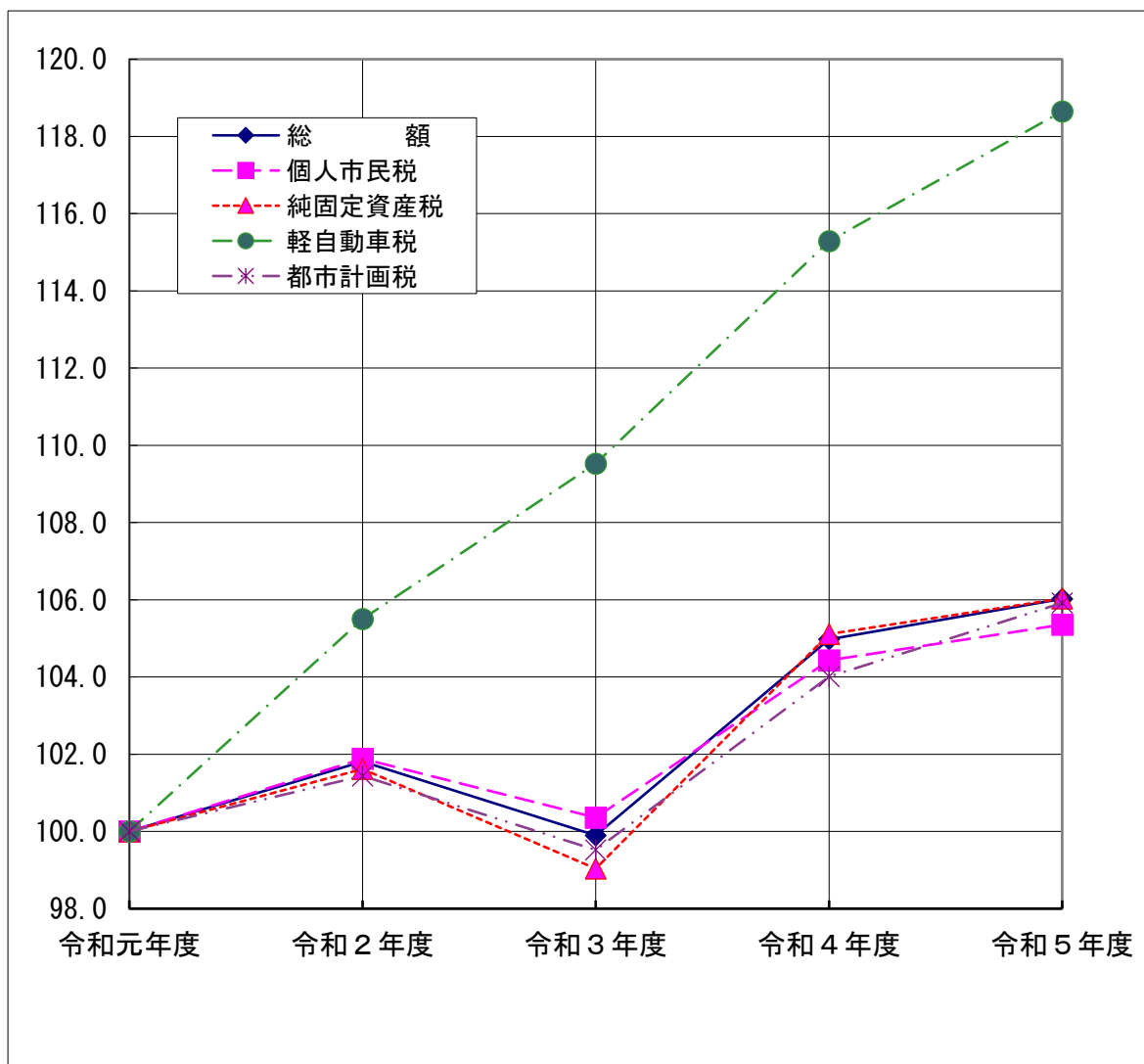
(単位：人・世帯・円)

| | | 令和元年度 | 令和2年度 | 令和3年度 | 令和4年度 | 令和5年度 |
|-----------|-----|---------|---------|---------|---------|---------|
| 3月末現在の人口 | | 304,705 | 304,705 | 302,122 | 301,612 | 300,516 |
| 3月末現在の世帯数 | | 136,444 | 136,444 | 138,566 | 140,549 | 142,025 |
| 個人市民税 | 1人 | 50,771 | 51,729 | 50,951 | 53,022 | 53,490 |
| | 1世帯 | 113,381 | 113,980 | 111,091 | 113,783 | 113,182 |
| 純固定資産税 | 1人 | 53,729 | 54,598 | 53,211 | 56,476 | 56,970 |
| | 1世帯 | 119,986 | 120,302 | 116,019 | 121,196 | 120,544 |
| 軽自動車税 | 1人 | 2,708 | 2,857 | 2,966 | 3,122 | 3,213 |
| | 1世帯 | 6,047 | 6,295 | 6,466 | 6,700 | 6,798 |
| 市たばこ税 | 1人 | 6,827 | 6,587 | 6,954 | 7,400 | 7,477 |
| | 1世帯 | 15,246 | 14,513 | 15,162 | 15,880 | 15,821 |
| 特別土地保有税 | 1人 | 0 | 0 | 0 | 0 | 0 |
| | 1世帯 | 0 | 0 | 0 | 0 | 0 |
| 入湯税 | 1人 | 10 | 5 | 4 | 6 | 12 |
| | 1世帯 | 22 | 12 | 8 | 12 | 26 |
| 都市計画税 | 1人 | 8,332 | 8,452 | 8,292 | 8,666 | 8,825 |
| | 1世帯 | 18,607 | 18,622 | 18,080 | 18,596 | 18,672 |
| 合計 | 1人 | 122,377 | 124,228 | 122,378 | 128,692 | 129,987 |
| | 1世帯 | 273,289 | 273,724 | 266,826 | 276,167 | 275,043 |

- 人口と世帯数は外国人住民を含んだ数値
- 現年課税分の最終調定額による
- 法人市民税、事業所税、交付金を除く

12. 市税負担額の伸長指数

| | 令和元年度 | 令和2年度 | 令和3年度 | 令和4年度 | 令和5年度 |
|--------|-------|-------|-------|-------|-------|
| 総 額 | 100.0 | 101.8 | 99.9 | 105.0 | 106.0 |
| 個人市民税 | 100.0 | 101.9 | 100.4 | 104.4 | 105.4 |
| 純固定資産税 | 100.0 | 101.6 | 99.0 | 105.1 | 106.0 |
| 軽自動車税 | 100.0 | 105.5 | 109.5 | 115.3 | 118.6 |
| 都市計画税 | 100.0 | 101.4 | 99.5 | 104.0 | 105.9 |



13. 徴収経費調

(単位：千円／%)

| | | 令和元年度 | 令和2年度 | 令和3年度 | 令和4年度 | 令和5年度 | |
|--------------------------------------|------------------|------------|------------|------------|------------|------------|---------|
| 税 収 額 | 市税 A | 41,896,255 | 41,504,304 | 41,234,047 | 42,776,652 | 43,039,026 | |
| | 個人県民税 B | 10,144,277 | 10,335,544 | 10,129,906 | 10,498,937 | 10,559,776 | |
| | 合計 C | 52,040,532 | 51,839,848 | 51,363,953 | 53,275,589 | 53,598,802 | |
| 人 件 費 | 基本給 D | 429,860 | 418,126 | 406,587 | 400,666 | 408,020 | |
| | 手 当 | 超過勤務手当 | 38,938 | 39,369 | 40,889 | 39,630 | 54,111 |
| | | その他の手当 | 209,631 | 166,331 | 198,920 | 189,446 | 196,336 |
| | 小計 E | 248,569 | 205,700 | 239,809 | 229,076 | 250,447 | |
| | その他 F | 149,763 | 171,616 | 163,357 | 159,036 | 162,357 | |
| | 計(D+E+F) G | 828,192 | 795,442 | 809,753 | 788,778 | 820,824 | |
| 需 用 費 | 旅費 H | 654 | 2,342 | 87 | 529 | 748 | |
| | 賃金 I | 38,044 | 0 | 0 | 0 | 0 | |
| | その他 J | 24,236 | 20,685 | 24,219 | 25,157 | 28,689 | |
| | 計(H+I+J) K | 62,934 | 23,027 | 24,306 | 25,686 | 29,437 | |
| 報 奨 金 | 納税奨励金 N | 0 | 0 | 0 | 0 | 0 | |
| | その他 O | 331 | 380 | 117 | 114 | 88 | |
| | 計(N+O) P | 331 | 380 | 117 | 114 | 88 | |
| その他 Q | 186,983 | 122,403 | 108,784 | 207,064 | 166,858 | | |
| 合計(G+K+P+Q) R | 1,078,440 | 941,252 | 942,960 | 1,021,642 | 1,017,207 | | |
| 県 民 税 徴 収 取 扱 費 | 通知書の数を基準にした金額 S | 0 | 0 | 0 | 0 | 0 | |
| | 徴収額を基準にした金額 T | 6 | 23 | 0 | 0 | 0 | |
| | 納税義務者数を基準にした金額 U | 429,900 | 433,686 | 435,884 | 437,948 | 439,606 | |
| | 計(S+T+U) V | 429,906 | 433,709 | 435,884 | 437,948 | 439,606 | |
| 差引(R - V) W | 648,534 | 507,543 | 507,076 | 583,694 | 577,601 | | |
| 税 収 に 対 する 割 合 | R / C | 2.1 | 1.8 | 1.8 | 1.9 | 1.9 | |
| | W / A | 1.5 | 1.2 | 1.2 | 1.4 | 1.3 | |

〈課税状況調第39表による〉

●県民税徴収取扱費のTは還付金、還付加算金を除く

